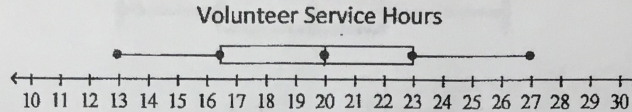


UNIT 5 QUIZ REVIEW

Name: key Hour: _____

~~Box and Whisker Plot Worksheet~~

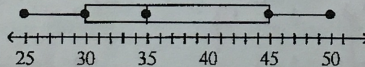
1. The box and whisker plot below shows the volunteer service hours performed by students at Indian Trail Middle School last summer.



- a. What is the median of the data set? 20
- b. What is the lower quartile of the data set? 16.5
- c. What is the upper quartile of the data set? 23
- d. What percentage of data is between the lower quartile and the upper quartile?

50%

2. What is the median of the following box and whisker plot? What percentage of the data is below the median?



MEDIAN: 35

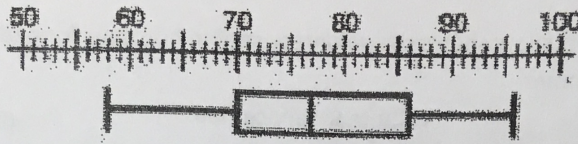
50% IS BELOW THE MEDIAN

3. The five values that make up a box and whisker plot are:

THE 5-NUMBER SUMMARY: MIN, Q₁, MEDIAN, Q₃, MAX

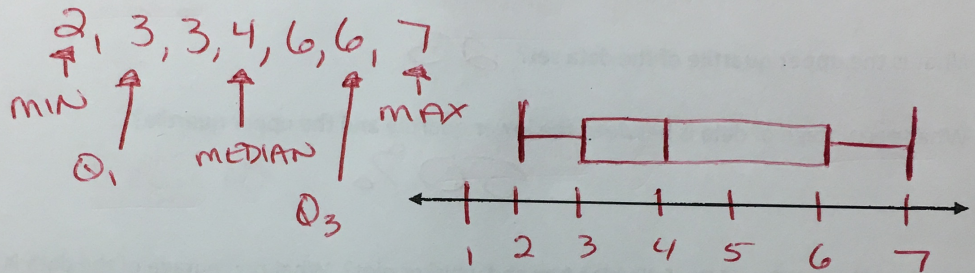
4. The five values in question 3 are called the 5 NUMBER SUMMARY.

5. What is the five number summary of the following box and whisker plot?

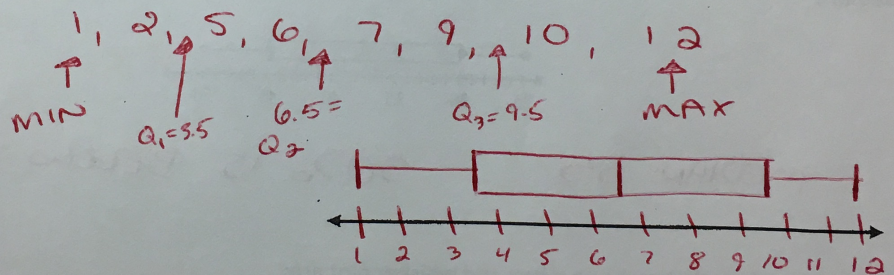


MIN: 58 MEDIAN / Q_2 : 77 MAX: 96
 Q_1 : 70 Q_3 : 86

6. Create a box and whisker plot with the following set of data: 3, 2, 3, 4, 6, 6, 7



7. Create a box and whisker plot with the following set of data: 1, 2, 5, 6, 9, 12, 7, 10



8. Find the mean, median, mode, and range of the following set of data:

7, 6, 2, 7, 8, 3, 12, 9, 7, 4, 6, 7, 11

2, 3, 4, 6, 6, 7, 7, 7, 7, 8, 9, 11, 12

MEAN: 6.85

MODE: 7

MEDIAN: 7

RANGE: 10

Find the mode, median, mean, range, lower quartile, upper quartile, and interquartile range for each data set.

9) Hours Slept

6	6.5	6.75	6.75	7.25
7.75	7.75	8	8.75	

MEDIAN

10) Shoe Size

5	6	7	8	8.5	8.5	9
9.5	11.5					

MEDIAN

MODE: 6.75, 7.75 Q₁: 6.625

MODE: 8.5 Q₁: 6.5

MEDIAN: 7.25

MEDIAN: 8.5

Q₃: 7.875

Q₃: 9.25

MEAN: 7.27

MEAN: 8.1

IQR: 1.25

RANGE: 2.75

RANGE: 6.5

IQR: 2.75

11)

Academy Awards

Movie	# Awards	Movie	# Awards	Movie	# Awards
The Godfather	3	Mrs. Miniver	6	Patton	7
Marty	4	Dances with Wolves	7	The English Patient	9
Gladiator	5	Lawrence of Arabia	7	The Last Emperor	9
Oliver!	5				

MODE: 7

Q₁: 5

MEDIAN: 6.5

Q₃: 7

MEAN: 6.2

RANGE: 6

IQR: 2

14) Tent Campers per Year at National Parks

Stem	Leaf
0	0 1 1 2 3 6 7
1	1 1 1
2	
3	
4	5

Key: 4|5 = 450,000

MODE: 11

Q₁: 1

MEDIAN: 6

Q₃: 11

MEAN: 8.91

RANGE: 45

IQR: 10

15) Length of Book Titles

# Words	Frequency
1	1
2	4
3	3
4	1

1, 2, 2, 2, 2, 3, 3, 3, 4
 (med)

MODE: 2

Q₁: 2

MEDIAN: 2

Q₃: 3

MEAN: 2.4

RANGE: 3

IQR: 1

16) Goals in a Hockey Game

Goals	Frequency
3	3
4	1
5	4
6	2
7	1

3, 3, 3, 4, 5, 5, 5, 5, 6, 6, 7

MODE: 5

RANGE: 4

IQR: 3

MEDIAN: 5

Q₁: 3

MEAN: 4.72

Q₃: 6